





# Percent Disturbance Estimates on Greater Sage-Grouse Priority Habitat Management Areas (PHMA) by Biologically Significant Units (BSUs)

- Nevada and N.E. California

## Legend

-  PHMA Within BSUs
-  PHMA Outside of BSUs
-  Nevada & N.E. California BSUs
-  State Boundaries

**Data Sources:**  
 BLM Administrative Draft Proposed Plan Habitat Category Data: Submitted by the NVCA EIS on February 4th, 2015.  
 Nevada and N.E. California BSUs: Submitted by the Nevada Department of Wildlife on February 2nd, 2015.  
 Degradation Data: Collected, processed and analyzed by the BLM's Wildlife Habitat Spatial Analysis Lab, in accordance with the Greater Sage-grouse Monitoring Framework, between 2013 and 2014.

